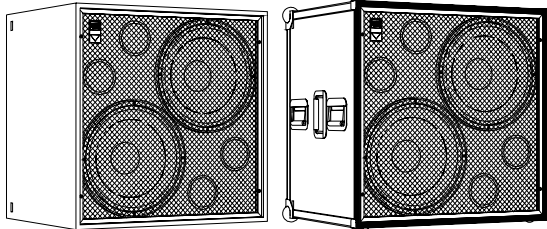




stage accompany

Multi Color Option™

DDC Wired



P16 & P16S.

Performer P16(S)

In this documentation you will find information about:

- Placement
- Connection
- Maintenance
- Options
- Flying system
- Dynamic Damping Control™
- Recommendations
- Technical specifications

Placement

The P16(S) can be placed on the floor or with the Uni-Rig™ flying hardware it can also be flown. Please note that bass-response may vary with the position of the cabinet, through “acoustic coupling”! (floor, ceiling and wall reflections).

Connection

The P16(S) has an 8-pole Speakon connector and should be connected to the connector panel of the appropriate power rack which comes with the Performer system. Because the P16(S) is a low frequency cabinet it must be connected to the 'low' output of the connectorpanel (see illustration below).

Maintenance

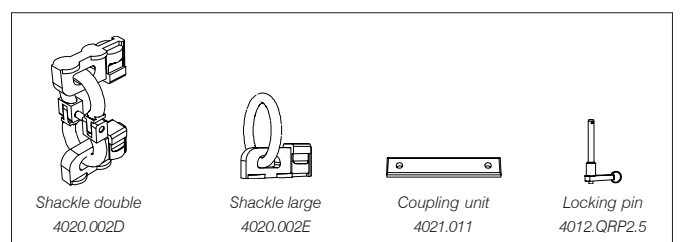
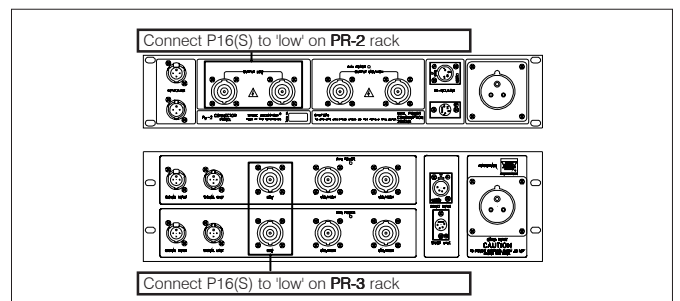
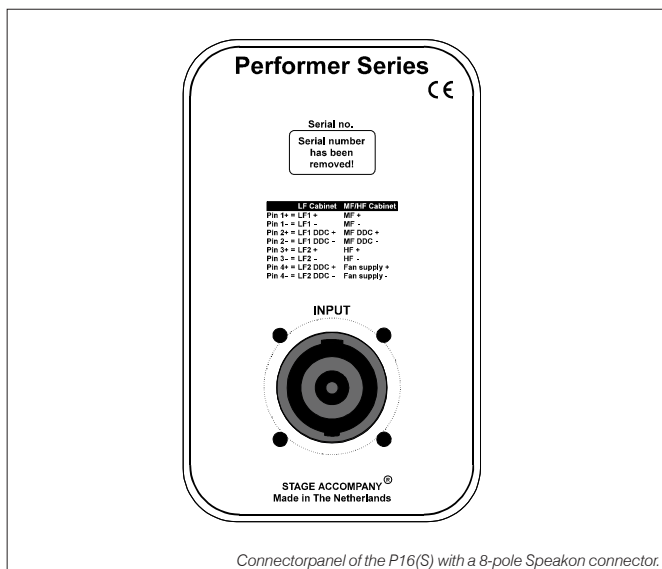
Maintenance on the P16(S), especially on the drivers is best left to official Stage Accompany service personnel. However, cleaning of the housing can easily be done by yourself with a damp, non fluffing cloth.

Options

The P16 and P16S are standard finished in SA Black. The standard version (P16) is also available in any possible RAL color (Multi Color Option™).

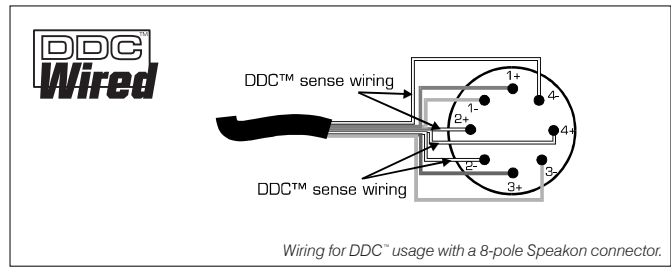
Flying system

The P16(S) is equipped with the Uni-Rig™ flying system. The accompanying “fly-ware” can be ordered at your local Stage Shop or dealer.



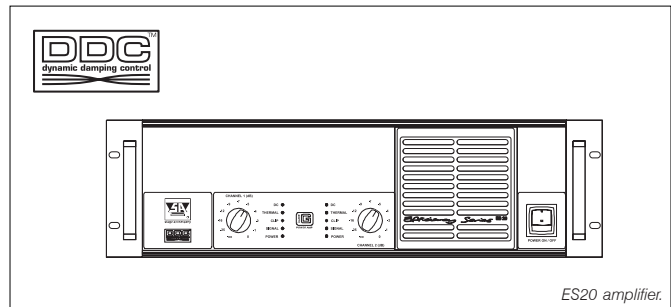
Dynamic Damping Control DDC™

For absolute top quality sound reproduction, the P16(S) is completely pre wired for Dynamic Damping Control™. The DDC™ system is based on 2 loudspeaker wires that return from the speaker to the (SA) amplifier. Through these "sense wires" the amplifier can compensate the speaker cable and connector resistance, ensuring maximum control over the speaker cone movement.



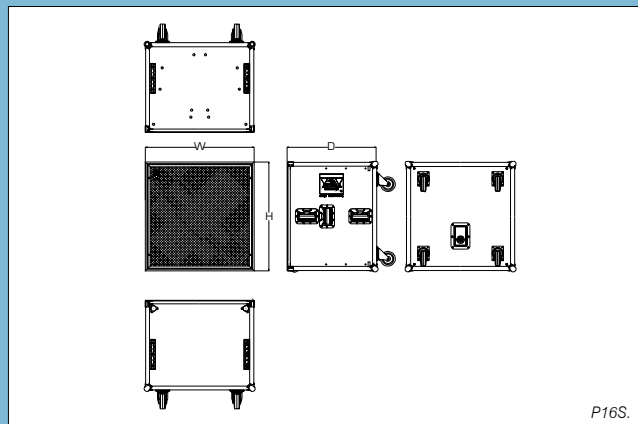
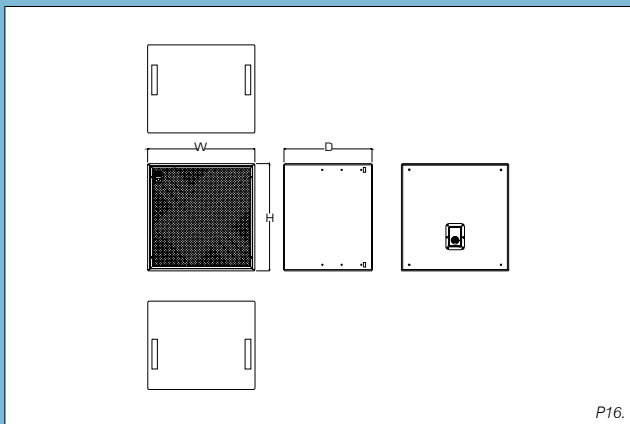
Recommendation

To use the P16(S) we recommend the ES20 amplifier, which comes with a Performer system. This amplifier is standard equipped with DDC™, resulting in a virtually infinite amplifier damping factor at the speaker terminals. To use the DDC™ system with a ES20 amplifier, use Stage Accompany 8-pole LW Speakon cable (Caution! to avoid damage to your cabinets; do not use the P16(S) programmed EFN-DP with cabinets other than the P16(S)).



Technical specifications

Frequency response	: 40 Hz - 100 Hz (+/- 3dB)
Drivers	: 2 x SA 1513 LF driver
Recom. cross-over freq.	: 100 Hz
Nominal impedance	: 4 Ohm
Sensitivity @ 1W/1m	: 99 dB
Max. RMS power	: 800 W
Max. Peak power	: 2000 W
SPL program/peak (dB)	: 128/132
Dispersion (100 Hz H x V)	: Omni
Color	: SA Black, other colors on request
Front	: Expanded metal grille + acoustic transparent cloth
Connectors	: 1 x 8 pole Speakon; 1 x Input
Physical dimensions (h x w x d)	: P16 730 x 730 x 600 mm (28.7 x 28.7 x 23.6 in.) P16S 732 x 732 x 605 mm (28.8 x 28.8 x 23.8 in.)
Weight	: P16 55 kg (121 lb), P16S 62 kg (136 lb)



Stage Accompany
 Anodeweg 4
 1627 LJ HOORN
 The Netherlands
 Tel: +31 (0)229 282930
 Fax: +31 (0)229 282920
 E-mail: info@StageAccompany.com

© Copyright 1999-2005 Stage Accompany.

The information in this document is continually being developed. Whilst every effort has been made to make it as accurate as possible, no warranty of accuracy is made or implied by the makers. Stage Accompany shall have neither liability, nor responsibility to any person or entity with respect to loss or damages in connection with or arising from the information contained in this document.

www.StageAccompany.com

That's How Music Should Sound!